



Sing With Your Baby!

“When you sing with your baby,
everything that should happen, can and does!”

For more free songs and information visit
www.SingWithOurKids.com and www.Nancymusic.com
&
Visit your public library for free story times, books, and media

Copyright 2015 Nancy Stewart

by Nancy Stewart
nancy@nancymusic.com
www.SingWithOurKids.com

21. Way Up in the Sky

This song lends itself to big exaggerated motions, and quiet and loud!

Way up in the sky (hands overhead in a big motion)
The little birds fly (bend elbows and “flap” wings)
Way down in the nest (hands point down)
The little birds rest (head on hands)
With a wing on the left (make wing on left side)
And a wing on the right (make wing on right side)
The little birds sleep through the night (head resting on hands)
Shh! (finger to lips) They’re sleeping (whisper)
The bright sun comes out (hands make big circle overhead)
The dew falls away (fingers rain down)
Good morning, good morning the little birds say (flap wings)

22. Clap Your Hands

Clap, clap, clap your hands together
Clap, clap, clap your hands together
(repeat with shake, pound,
roll hands, and pat your face)

23. Slow Fast Song

Clap, clap, clap your hands as slowly as you can
Clap, clap, clap your hands as quickly as you can (repeat with other motions)

24. Little Arabella Miller

Little Arabella Miller had a fuzzy caterpillar (pretend to hold caterpillar in hand)
First it crawled upon her mother (hand crawls up one arm)
Then upon her baby brother (other hand crawls up arm)
They said, “Arabella Miller, put away your caterpillar. (hide hands behind back)
Little Arabella Miller had a fuzzy caterpillar (pretend to hold caterpillar in hand)
First it crawled upon her brother (hand crawls up one arm)
Then upon her dear grandmother (other hand crawls up arm)
Grandma said, “Dear Arabella how I love your caterpillar. (pretend to hold caterpillar)

25. One Little Baby

One little baby rocking in a tree (hold up one finger, then cradle arms and rock)
Two little babies splashing in the sea (hold up two fingers, then fingers wiggle in rhythm)
Three little babies crawling on the floor (hold up three fingers, then 3 fingers walk on other hand)
Four little babies banging on the door (hold up four fingers, pound fist on open hand)
Five little babies playing hide-and-seek (hold up five fingers, then cover eyes)
Now keep your eyes covered until I say... Peek! (uncover eyes on “peek”)



Singing slowly allows your baby to see and hear how you form words, and he will try to join you as soon as he is able!

Singing with your baby is one of the greatest gifts you can give to both of you! Researchers have long known the many benefits music brings to child development, and more is written about it everyday. But what I marvel at is how the youngest babies are able to respond to and communicate through music. Most books on the subject will concentrate on how your baby will benefit from sharing music with you, but *you* will benefit equally from this magical communication. You will get to know your baby. You will quickly learn which are his favorite songs as he squeals with delight when you begin to sing one of them. You may be surprised to learn what a wonderful sense of humor your baby has as you sing nonsense rhymes, or play peek-a-boo. You will hear your child imitate animal sounds, even before learning to speak! You will see how comfortable and safe your child feels when you sing a lullaby. Perhaps most importantly, you and your baby will together be focused on the present moment, building skills and memories for a lifetime. And that’s just the beginning!

What Do We Know?

- Hearing is the first sense to develop in the womb and the last sense to leave our bodies when we die.
- Music is our first language, communicating through emotions.
- The more music we make with young children, the better. Children need music *throughout* their day, the more the better!
- Singing develops the same area of the brain required for math and spatial reasoning, used for problem-solving
- Singing together teaches empathy as children realize they are part of something bigger than themselves
- Experiences connect the wiring in the brain. Repetition strengthens those connections. Children must know this, as they ask for the same songs and stories over and over again!
- Songs become part of our family history. The songs you sing to your baby will likely be the same songs they sing to theirs.

Early Literacy and Your Baby

What are Early Literacy Skills?

These are the skills children need before they can learn to read. Your baby begins building these six skills at birth.

1. **WORDS** : knowing the names of things
2. **LOVING BOOKS** : children learn this by being read to and seeing you read
3. **PRINT**: noticing print, how to handle a book, how to follow words on a page, relating words to pictures (word “apple” is same thing as picture)
4. **LETTERS**: Knowing letters are different from each other, knowing their names and sounds (ABC song organizes these sounds into a pattern)
5. **TALK**: being able to use words to describe things and tell stories
6. **SOUNDS**: being able to hear and play with the smaller sounds in words

How Does Singing Help Build These Skills?

- Our brains are uniquely wired to respond to music from before birth.
- Because singing is interactive, it involves even the youngest children in language.
- Children learn language through rhythm, repetition, and rhyme, and songs are packed with all three!
- Singing slows down language and divides words into syllables so children can hear them.
- Nursery rhymes and finger plays have words we don’t use every day, and teach sentence structure, story concepts, and culture.
- Children learn oral language before written language, and the more experience they have with oral language, the better prepared they will be for interpreting written words.
- Active participation in music increases retention, builds memory, and actually helps grow the young brain.
- Because children naturally love to sing, there is no “teaching,” just doing!

“When you sing with your baby,
everything that should happen, can and does!

Songs to Use With Books

17. When Ducks Get up in the Morning

Slap thighs in rhythm, or bounce baby as you hold up pictures of animals and sing.

When ducks get up in the morning, they always say good day
When ducks get up in the morning, they always say good day
Quack, quack, quack, quack, that is what they say, they say
Quack, quack, quack, quack, that is what they say
(repeat with other animals and pictures)

18. I’ll Drive a Dump Truck

Hold up pictures of different vehicles,
slap thighs in rhythm or bounce baby on lap

I’ll drive a dump truck, dump truck, dump truck
I’ll drive a dump truck all day long (repeat with other vehicles)



Ask your children’s librarian to help you find simple picture books with a single animal or vehicle on each page to use with these songs.

Finger Games

20. Open Shut Them

This is a traditional song with many variations. Feel free to make up your own!
Motions are self-explanatory. .

Open, shut them, open shut them
Give a little clap, clap, clap
Open, shut them, open, shut them
Lay them in your lap, lap, lap

Creep them, creep them, slowly creep them to your little chin chin chin
Open up your little mouth but do not let them in, in, in

Open, shut them, open shut them to your shoulders fly
then like the little birdies let them flutter to the sky

11. Noble Duke of York


Oh the noble Duke of York, he had ten thousand men
He marched them up to the top of the hill and he marched them down again
Oh when you're up you're up, and when you're down you're down
But when you're only halfway up you're neither up nor down

12. Shortnin' Bread

Mama's little baby loves shortnin', shortnin',
Mama's little baby loves shortnin' bread (repeat)

Put on the skillet, put on the bread
Mama's little baby loves shortnin' bread (repeat)

Mama's little baby loves shortnin', shortnin',
Mama's little baby loves shortnin' bread



These songs are great for singing while bouncing baby on your knee, or clapping while singing!

13. Pop! Goes the Weasel

All around the cobbler's bench the monkey chased the weasel
The monkey thought 'twas all in fun. Pop! Goes the weasel
A penny for a spool of thread, a penny for a needle
That's the way the money goes. Pop! Goes the weasel

14. Bluebird Through My Window

use with scarves or any other lightweight fabric, sweeping over, above, and around baby, allowing her to feel the fabric and follow the movement

Bluebird, bluebird, through my window, oh Johnny I'm tired... night, night!(spoken)


Egg Shaking Songs

15. If You Have a Pink Egg

If you have a pink egg, shake that pink egg
If you have a pink egg, shake it right now (repeat with other colors)

16. Shake Your Egg and Follow Me (tune of London Bridges)

Shake your egg and follow me, follow me, follow me (lead child around the room as you shake and sing)
Shake your egg and follow me, now put your egg on your head!



Make your own shakers from plastic Easter eggs filled with rice or beans, and taped closed. Or use empty prescription bottles decorated with brightly colored paper and or stickers. Keep one near the changing table for fun face time!

Shake, Rattle, and Roll CD Lyrics


Songs for 0-2

by Nancy Stewart www.Nancymusic.com

Simple Songs to Sing and Sign

1. Hello My Friends (ASL signs in bold)

Hello my **friends** won't you **sing** with me,
Sing with me, come and **sing** with me
Hello my **friends**, won't **sing** with me
Won't you come and **sing** with me.
(repeat with read, dance, play)



Your baby knows what he wants long before he can speak the words, so having a few simple signs can eliminate a lot of frustration for both of you!

ASL signs in order of above lyrics:


Friends: : Hook together index fingers of both hands, then unhook, reverse, and hook again.

Sing: : Wave flat right hand as if conducting.

Read: Left hand is held before body, palm up and fingers pointing to the right. This represents the page. The right "v" hand then moves down as if scanning the page.

Dance: right "v" hand swings rhythmically back and forth over the upturned left palm.

Play: Y hands (pinky and thumb open, 3 fingers closed) up by shoulders; shake back and forth at wrists.



From birth to six months, your baby is learning empathy by watching your eyes to read your mood. At six months he starts watching your mouth and how you form words. So signing and massage have extra benefits during this face to face time!

You can watch animated video signs by searching for "free animated ASL dictionary" on your computer

2. More Milk (words to sign in bold)

More milk, more milk

Please may I have some **more milk**

Mine's **all gone** (repeat with other foods below)

Signs:

more: tap fingertips together in front of body

milk: : squeeze fist as if milking a cow

please: : Flat hand makes small circle around tummy

all gone: open hands palms down, sweep away from body

apple: index finger of closed fist touches cheek while twisting

banana: go through the motions of peeling a banana, with right index finger as banana

water: "W" hand shape taps the chin

cracker: tap fist on elbow

Baby Touch and Massage Songs

Lay your baby down in front of you as you sing these songs.

Sing them slowly, and enjoy this special time of bonding and communication.

3. One, Two

One, two, one two (hold up index finger of each hand, and move slowly back and forth in front of baby so his eyes can follow the movement)

I have two eyes, so do you (point to your own eyes, then massage around baby's eyes)

One two, one two (same as above)

I have two ears, so do you (touch your own ears, then baby's, massaging gently)

One two, one two, I have two lips, so do you (touch your lips, then baby's, tracing mouth)

One two, one two (same as above)

I have two hands, so do you. (hold up your hands, then baby's, massaging gently)

So do you! (clap hands)

4. Head and Shoulders

Sing slowly and gently massage baby as you name his or her body parts

Head and shoulders, knees and toes, knees and toes

Head and shoulders, knees and toes, knees and toes

Eyes and ears and mouth and nose

Head and shoulders, knees and toes, knees and toes

5. Up, Up, Up

gently walk your fingers up down as lyrics indicate

Up, up, up to baby's nose, Down, down, down to baby's toes (repeat)

6. Baby's Feet

Baby's feet go up, up up, and around and around they go

Baby's feet go up and down, and up and down they go

Baby's arms go up, up, up, and around and around they go

Baby's arms go up and down, and up and down they go

7. Tiny Little Toes

Tiny little toes on tiny little feet

And a tiny little nose that is oh so sweet!

8. Where is Baby's Teddy

Where is baby's teddy, where did he go

Where is baby's teddy, down on baby's toes

Where is baby's teddy, where can he be

Where is baby's teddy, down on baby's knees

Where is baby's teddy, did he go to bed

Where is baby's teddy, up on baby's head



These short little songs are perfect for singing while changing a diaper or bathing baby

9. Tiny Baby

Tiny baby in my arms, in my arms

Sleeping sweetly in my arms, in my arms

Do you know how much I love you, so amazing and complete

From your tiny perfect nose to your tiny feet

10. What'll We Do With the Baby-O?

What'll We Do With the Baby-O

What'll We Do With the Baby-O

Wrap it up in calico and give it to its mammy-o